

526-30900

DULON CLEARCOAT

PRODUCT DESCRIPTION

An acrylic lacquer clearcoat which combines excellent application and polishing properties and a durable finish.

SUBSTRATES & PREPARATION



Dulon Clearcoat can be applied over suitably prepared:

- Dulon Basecoat or solid colour after 20-30 minutes air flash at 25°C
- Suitably prepared original panels during blending

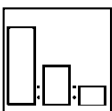


Substrates other than those stated above should be tested before use, to ensure that the performance of this product is suitable for its intended use.

PRODUCTS

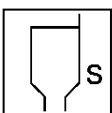
Dulon Clearcoat	526-30900
Dulon AAA Normal Thinner	922-34178
Retarder	922-05158

MIXING RATIO



PRODUCT	PARTS
Dulon Clearcoat	1
Thinner	1 - 1.5

SPRAY VISCOSITY



12 - 14 seconds (DIN 4) at 20°C.

SPRAYGUN SETTINGS



GRAVITY

Conventional

1.5 - 1.8 mm

HVLP

1.4 - 1.6 mm

SUCTION

1.8 - 2.2 mm

SPRAY PRESSURE

300 - 380 kPa

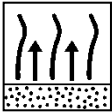
10psi at cap (70kPa)

APPLICATION



- For complete panel or overall re-spray apply 3 - 4 full even coats. Air flash between coats
- For part panel or spot repair, apply as for complete panel, extending each coat beyond the edge of the previous coat
- Add up to a further 50% thinner to aid blending

FLASH OFF (at 20°C)



- 3 - 4 minutes between coats

DRYING TIMES



Air Dry at 20°C

- Dust Free: 10 - 15 minutes at 20°C
- Compound: 6 hours at 20°C

Please Note: Drying times will need to be extended under cooler conditions. Seek further advice before spraying.

TOTAL DRY FILM BUILD 45 - 60 µm with 3 - 5 coats

DE-NIBBING & POLISHING



Allow at least 6 hours air dry, preferably overnight drying before compounding the Dulon Clearcoat with Buffing compound

PERFORMANCE GUIDELINES

- Do not apply in areas where air movement is strong
- Do not use wax or silicone based polishes on acrylic lacquer less than 30 days old
- Allow sufficient air flash between coats to allow solvent to escape from each coat of paint applied
- Use only recommended PPG products

EQUIPMENT CLEANING

After use, clean all equipment thoroughly with cleaning solvent or thinner.

HEALTH AND SAFETY

Refer to Safety Data Sheets (SDS) for full Health and Safety details, as well as product can labels.

For comprehensive Health, Safety and Environmental advice, please refer to relevant Safety Data Sheets and Product Can labels.

This product is for professional use only.
The information given in this sheet is for guidance only. Any person using the product without first making further inquiries as to the suitability of the product for the intended purpose does so at his or her own risk and we can accept no liability for the performance of the product or for any loss or damage (other than death or personal injury resulting from our negligence) arising out of such use. The information contained in this sheet is liable to modification from time to time in the light of experience and our policy of continuous product development.
Drying times quoted are average times at 20°C/68°F. Film thickness, humidity and shop temperature can all affect drying times.

**PPG Industries Australia Pty Ltd, 14 McNaughton Rd
Clayton, V.I.C. 3168 Australia**

EMERGENCY RESPONSE NUMBER, Australia: 1800 883 254

**PPG Industries New Zealand Pty Ltd, 5 Vestey Dr, Mt Wellington
Auckland, New Zealand**

EMERGENCY RESPONSE NUMBER, New Zealand: 0800 000 096

Protec and the *Protec Logo* are registered trademarks of Protec Pty Ltd.